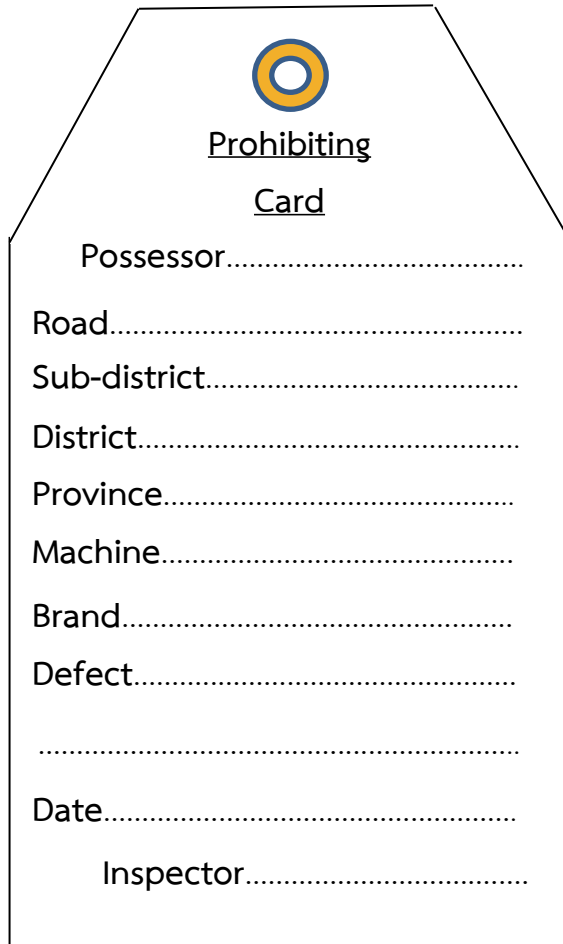


Form of Prohibiting Card to Use
Measurement Gauge

Card Front



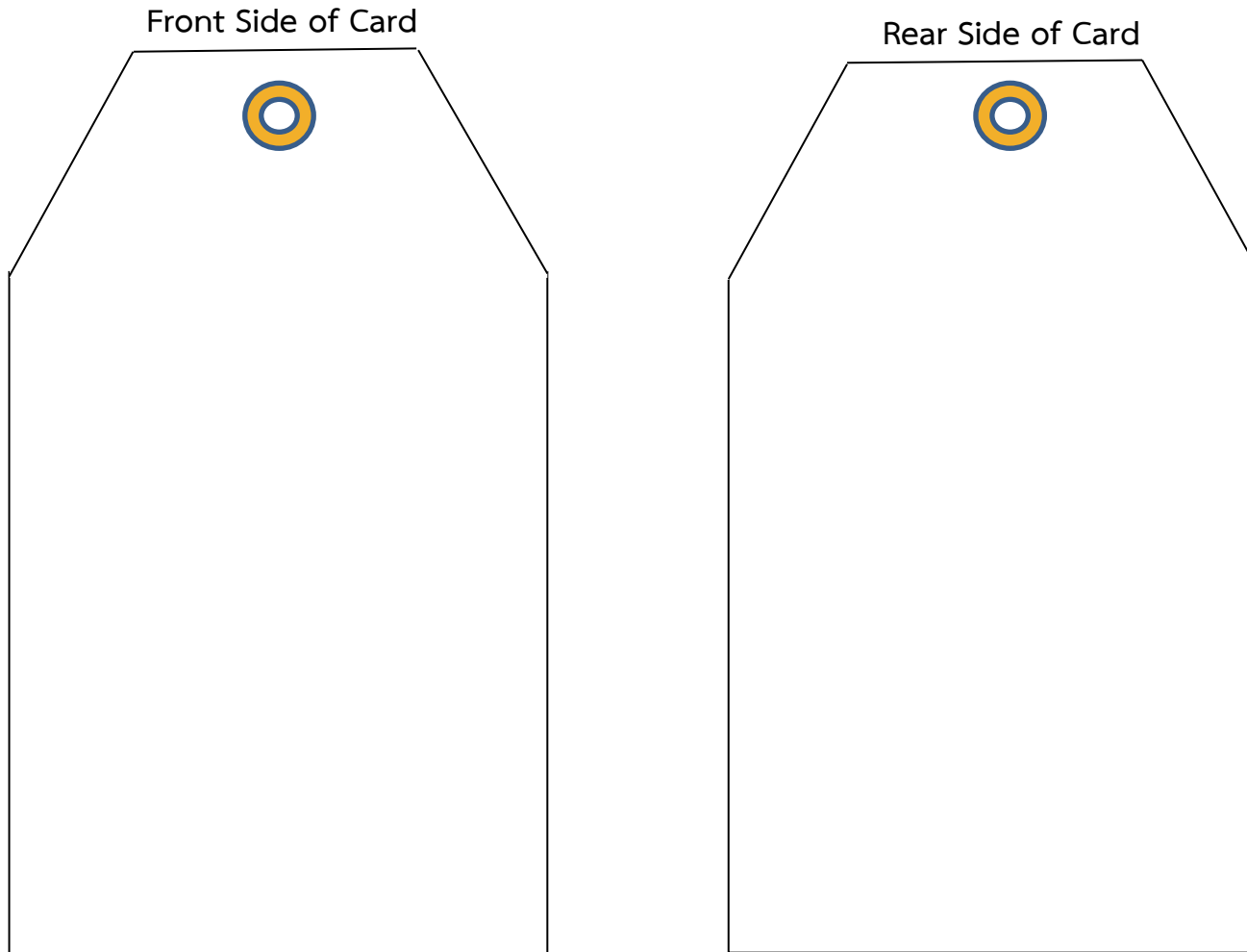
The Card Front template is a vertical rectangular card with a trapezoidal top. At the top center is a logo consisting of two concentric circles, the inner one being blue and the outer one yellow. Below the logo, the words "Prohibiting" and "Card" are written in a bold, black, sans-serif font, with "Card" underlined. The main body of the card contains several lines of text, each followed by a dotted line for input: "Possessor.....", "Road.....", "Sub-district.....", "District.....", "Province.....", "Machine.....", "Brand.....", "Defect.....", a blank dotted line ".....", "Date.....", and "Inspector.....".

Card Rear



The Card Rear template is a vertical rectangular card with a trapezoidal top, identical in shape to the front. It features the same logo at the top center. Below the logo, the word "Prohibition" is written in a bold, black, sans-serif font, underlined. The main body of the card contains the following text: "This gauge must be delivered to a repairer." followed by "Repairer : Upon completion of repair, this card must be brought for supporting for granting a certification." At the bottom of the card, there is a rectangular box with a black border containing the word "Warning" in a large, bold, black, sans-serif font, and below it, the text "Destroying this card by intention is criminal offense" in a smaller, black, sans-serif font.

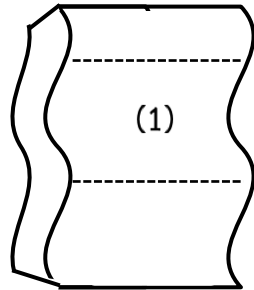
Form of Prohibiting Card to Use
Measurement Gauge (Next Card)



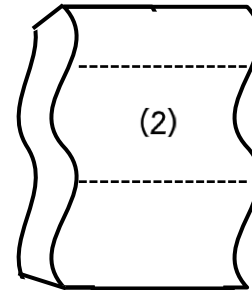
Remark In a case where there is not enough space in the prohibiting card to fill out statements, a next card is required.

Usage of Squeezing Pliers

Front



Rear



Remarks : (1) Alphabets ชตว will have to appear.

(2) The Thai serial number of the Central Bureau's squeezing pliers will have to appear.